


THE BEST PRODUCTS FOR YOUR DOLLAR **SELL • RENT • CONSIGN • BUY • TRADE • FINANCE • LEASE**

⑦ MIRAGE XCEL Cargo Trailers (Aluminum Walls) - Entry Level (April 2010)



Picture shows
 6' wide by 10' long by 6'
 high XCEL single axle
 with optional ramp door.

Approx. 1400 lbs.

4' Wide Single 1500 lbs. Spring Axle Xcel Cargo Trailers (no brakes) 13" Tires

MODEL	DESCRIPTION	GVWR lbs.	CAPACITY lbs.	PRICE
4x6	4' x 6' x 4' High	2,000 lbs.	1,390 lbs.	\$1995

5' Wide Single 3500 lbs. Spring Axle Xcel Cargo Trailers (no brakes)

MODEL	DESCRIPTION	GVWR lbs.	CAPACITY lbs.	PRICE
MXL508SA	5' x 8' x 4' High	2,990 lbs.	2,300 lbs.	\$2537
MXL508SA	5' x 8' x 5' High	2,990 lbs.	2,000 lbs.	\$2996
MXL510SA	5' x 10' x 4' High	2,990 lbs.	2,250 lbs.	\$2812
MXL510SA	5' x 10' x 5' High	2,990 lbs.	1,875 lbs.	\$3336

6' Wide Single 3500 lbs. Spring Axle Xcel Cargo Trailers (no brakes)


MODEL	DESCRIPTION	GVWR lbs.	CAPACITY lbs.	PRICE
MXL610SA	6' x 10' x 6' High	2,990 lbs.	1,600 lbs.	\$3674
MXL612SA	6' x 12' x 6' High	2,990 lbs.	1,400 lbs.	\$4049
MXL614SA	6' x 14' x 6' High	2,990 lbs.	1,200 lbs.	\$4415

6' & 7' Wide Tandem 3500 lbs. Spring Axles Xcel Cargo Trailers (w/ electric brakes)

MODEL	DESCRIPTION	GVWR lbs.	CAPACITY lbs.	PRICE
MXL610TA2	6' x 10' x 6' High	7,000 lbs.	5,400 lbs.	\$4945
MXL612TA2	6' x 12' x 6' High	7,000 lbs.	5,225 lbs.	\$5175
MXL712TA2	7' x 12' x 6' High	7,000 lbs.	4,800 lbs.	\$5519
MXL714TA2	7' x 14' x 6' High	7,000 lbs.	4,700 lbs.	\$5760
MXL716TA2	7' x 16' x 6' High	7,000 lbs.	4,500 lbs.	\$6005


STANDARD FEATURES:

- Side Door 32" Cam-Lock (Except on 5' wide)
- 12" Stone Guard
- (1) Dome Light (1) Wall Switch
- Steel-Framed Double Rear (Barn) Doors
- Smooth Aluminum Fenders
- Spring Axles with E-Z Lube Hubs
- Bias Ply Tires with Modular Style Wheels
- Cam-Lock Barn Doors
- .030 Aluminum Exterior Side Panels
- Lauan Walls
- 3/4" Fir Plywood Floor
- One-Piece Pressure-Seamed Roof
- Available in 13 Colors
- 90 Day Limited Warranty



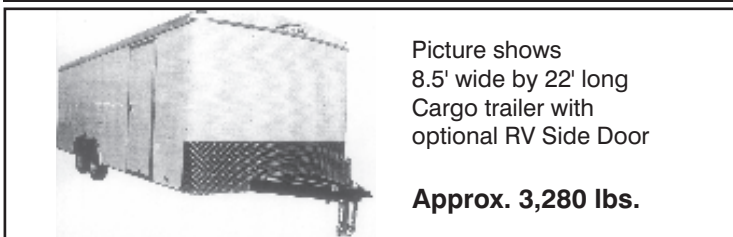
Picture shows
 6' wide by 12' long
 by 6' high single axle
 with options.

Approx. 1510 lbs.



Picture shows
 7' wide by 14' long
 by 6" high Tandem
 with options.

Approx. 2040 lbs.



Picture shows
 8.5' wide by 22' long
 Cargo trailer with
 optional RV Side Door

Approx. 3,280 lbs.

MIRAGE XCEL (Aluminum Walls) (comes with rear barn doors)

8.5' Wide Tandem 3500 lbs. Spring Axles Xcel Cargo Trailers (w/ electric brakes)

MODEL	DESCRIPTION	GVWR lbs.	CAPACITY lbs.	PRICE
MXL8.516TA2	8.5' x 16' x 6'6" High	7,000 lbs.	4,300 lbs.	\$6326
MXL8.518TA2	8.5' x 18' x 6'6" High	7,000 lbs.	4,150 lbs.	\$6659
MXL8.520TA2	8.5' x 20' x 6'6" High	7,000 lbs.	4,000 lbs.	\$6938

8.5' Wide Tandem 5200 lbs. Torsion Axles Xcel Cargo Trailers (w/ electric brakes)

MODEL	DESCRIPTION	GVWR lbs.	CAPACITY lbs.	PRICE
MXL8.516TA3	8.5' x 16' x 6'6" High	9,900 lbs.	7,300 lbs.	\$6726
MXL8.518TA3	8.5' x 18' x 6'6" High	9,900 lbs.	7,100 lbs.	\$7043
MXL8.520TA3	8.5' x 20' x 6'6" High	9,900 lbs.	6,900 lbs.	\$7360

MIRAGE XCEL Car Carrier (CC) Trailers (Aluminum Walls) (comes with rear ramp door)

STANDARD FEATURES:

- 16" o/c Crossmembers (Floor and Sidewalls)
- Spring Axles with E-Z Lube Hubs
- Rear Ramp Door with Assist
- .080 Extruded Roof Wraps
- .030 Aluminum Exterior Side Panels
- 32" Camlock Side Door
- (1) Dome Light
- (1) Wall Switch
- Beavertail
- 24" Stone Guard
- Smooth Aluminum Fenders
- 3/4" Plywood Floor
- 8" I-Beam Chassis

XCEL Car Carrier Package (Available on XCEL Car Carriers)

(In addition to standard features)

- Upgrade to 15" Radial Tires w/ Silver Mod Wheels
 - Upgrade to Torsion Axles
 - Chrome Hub Covers
 - 16" Bright Anodized Front Corner Wraps
 - (1) Roof Vent
 - (1) Additional 12v Dome Light
 - (4) H/D D-Rings in Floor
 - Interior Step at Side Door
 - Upgrade to 36" Bar Lock Side Door
 - Upgrade to Double Hinged Bar Lock Handles on Rear Ramp
 - (2) Air Flow Side Wall Vents
 - Spare Tire & Interior Mount
- \$715**

3500 lbs. Tandem Torsion Axles

MODEL	DESCRIPTION	GVWR lbs.	CAPACITY lbs.	PRICE
MXLCC8.5 18TA2	102" x 18' x 6'6" High	7,000 lbs.	4,200 lbs.	\$7567
MXLCC8.5 20TA2	102" x 20' x 6'6" High	7,000 lbs.	4,000 lbs.	\$7887
MXLCC8.5 24TA2	102" x 24' x 6'6" High	7,000 lbs.	3,600 lbs.	\$8658

5200 lbs. Tandem Torsion Axles

MODEL	DESCRIPTION	GVWR lbs.	CAPACITY lbs.	PRICE
MXLCC8.5 18TA3	102" x 18' x 6'6" High	9,900 lbs.	6,700 lbs.	\$8137
MXLCC8.5 20TA3	102" x 20' x 6'6" High	9,900 lbs.	6,500 lbs.	\$8460
MXLCC8.5 24TA3	102" x 24' x 6'6" High	9,900 lbs.	6,100 lbs.	\$9223



MIRAGE XCEL Car & Cargo Trailer Options

Xcel Cargo Trailers Available Options

Rear Ramp (Single Axle) \$275	(Tandem Axle) 6'6" High	\$330
Color Change (Yellow & Orange Additional \$3.00 L.T.F.)	L.T.F.	\$7
Roof Vent	Each	\$72
H/D D-Rings	Each	\$31
Surface Mount Rope Ties	Each	\$9
Brakes (electric)	Per Axle	\$350
13" Spare (Bias) Tire and Rim		\$135
14" Mod Rim		\$70
14" Spare Rim & Tire (Bias Ply) Xcel models only		\$150
15" Mod Rim		\$70
15" Spare Rim & Tire (205 Radial)	(225 Radial)	\$200
6" Extra Height		\$33 per foot
12" Extra height on car & cargo trailers (include roof, wall & ramp door reinforcement on car carriers only)		\$43 per foot
Upgrade from 3500 to 5200 lb Tandem Axles		\$830

XTRA Plus Package (includes all XTRA package features)

- Upgrade to RV Side Door
- 15" Radial Spare Tire on Silver Mod
- Interior Spare Tire Mount
- All LED Lights
- Chrome Hub Covers
- (4) Floor and (4) Wall Tie-Downs
- (2) Fold-Down Rear Stabilizer Jacks
- Upgrade to 32" Camlock Side Door
- Wrapped Rear End
- Upgrade to 15" Radial Tires on Silver Mod Wheels
- Flow-thru Side Wall Vents
- Door Hold-Backs

XTRA Plus Package - SA\$495

XTRA Plus Package - TA\$595

There are dozens of other options available including Executive Race Car trailers, Gooseneck Trailers, Several Door & Ramp Options, Electrical Options, Windows, Axles, Frames, Wheels, Interior Lining, Tie Downs, Flooring, Insulation, Vents, Concession Trailer Options, Partitions, Awnings, Winches, Fold-Down Bunks, etc. (ask rep for prices)

• PRICES & SPECS MAY CHANGE WITHOUT NOTICE • TRAILERS COME WITH ONE YEAR LIMITED FACTORY WARRANTY •

7 **MIRAGE XPO Cargo Trailers (Aluminum Walls) - Entry Level (Side 2) April 2010**

STANDARD FEATURES:

- Side Door 26" Cam-Lock (Except on 5' wide)
- 12" Stone Guard
- (1) Dome Light (1) Wall Switch
- Double Rear (Barn) Doors Cam-Lock
- Smooth Aluminum Fenders
- Spring Axles with E-Z Lube Hubs
- .030 Aluminum Exterior Side Panels
- Lauan Walls
- 5/8" Fir Plywood Floor
- One-Piece Pressure-Seamed Roof
- Available in 13 Colors
- 90 Day Limited Warranty

5' Wide Single 3500 lbs. Spring Axle *Xpo* Cargo Trailers (no brakes)

MODEL	DESCRIPTION	GVWR lbs.	CAPACITY lbs.	PRICE
MXPO508SA	5' x 8' x 5' High	2,990 lbs.	2,100 lbs.	\$2785
MXPO510SA	5' x 10' x 5' High	2,990 lbs.	1,950 lbs.	\$3125

6' Wide Single 3500 lbs. Spring Axle *Xpo* Cargo Trailers (no brakes)

MODEL	DESCRIPTION	GVWR lbs.	CAPACITY lbs.	PRICE
MXPO610SA	6' x 10' x 6' High	2,990 lbs.	1,910 lbs.	\$3361
MXPO612SA	6' x 12' x 6' High	2,990 lbs.	1,790 lbs.	\$3725
MXPO614SA	6' x 14' x 6' High	2,990 lbs.	1,650 lbs.	\$4065



Picture shows 6' wide by 10' long by 6' high single axle *XPO*.

Approx. 1470 lbs.

6' & 7' Wide Tandem 3500 lbs. Spring Axle *Xpo* Cargo Trailers (w/ electric brakes)

MODEL	DESCRIPTION	GVWR lbs.	CAPACITY lbs.	PRICE
MXPO610TA2	6' x 10' x 6'6" High	5,000 lbs.	3,750 lbs.	\$4689
MXPO612TA2	6' x 12' x 6'6" High	5,000 lbs.	3,550 lbs.	\$5017
MXPO614TA2	6' x 14' x 6'6" High	5,000 lbs.	3,350 lbs.	\$5320
MXPO712TA2	7' x 12' x 6'6" High	7,000 lbs.	5,400 lbs.	\$5360
MXPO714TA2	7' x 14' x 6'6" High	7,000 lbs.	5,200 lbs.	\$5490
MXPO716TA2	7' x 16' x 6'6" High	7,000 lbs.	5,000 lbs.	\$5740




Picture shows 7' wide by 14' long by 6'6" high Tandem axle with optional rear ramp door.

Approx. 2140 lbs.

8.5' Wide Tandem 3500 lbs. Spring Axle *Xpo* Cargo Trailers (w/ electric brakes)

MODEL	DESCRIPTION	GVWR lbs.	CAPACITY lbs.	PRICE
MXPO8.516TA2	8.5' x 16' x 6'6" High	7,000 lbs.	4,250 lbs.	\$6193
MXPO8.518TA2	8.5' x 18' x 6'6" High	7,000 lbs.	4,150 lbs.	\$6472
MXPO8.520TA2	8.5' x 20' x 6'6" High	7,000 lbs.	3,950 lbs.	\$6749



Picture shows 8.5' wide by 20' long by 6'6" high Tandem axle.

Approx. 3050 lbs.

Car Carrier Package (For *Xpo* Car Trailers Only)

- Rear Ramp Door
- Beavertail
- 4" Drop Axle
- 1 Roof Vent
- 15" Tires & Wheels
- 4 Heavy Duty D. Rings... **\$825**

Xpo Cargo Trailers Available Options

Rear Ramp (Single Axle)	\$275	(Tandem Axle) 6'6" High	\$330
Roof Vent.....	Each		\$72
Additional Dome Lights	Each		\$21
H/D D-Rings	Each		\$31
Surface Mount Rope Ties.....	Each		\$9
Brakes (electric).....	Per Axle.....		\$350
Spare Tire Mount	Each		\$60
14" Mod Rim	Each		\$70
Spare 14" Bias Ply Rim & Tire	Each		\$150